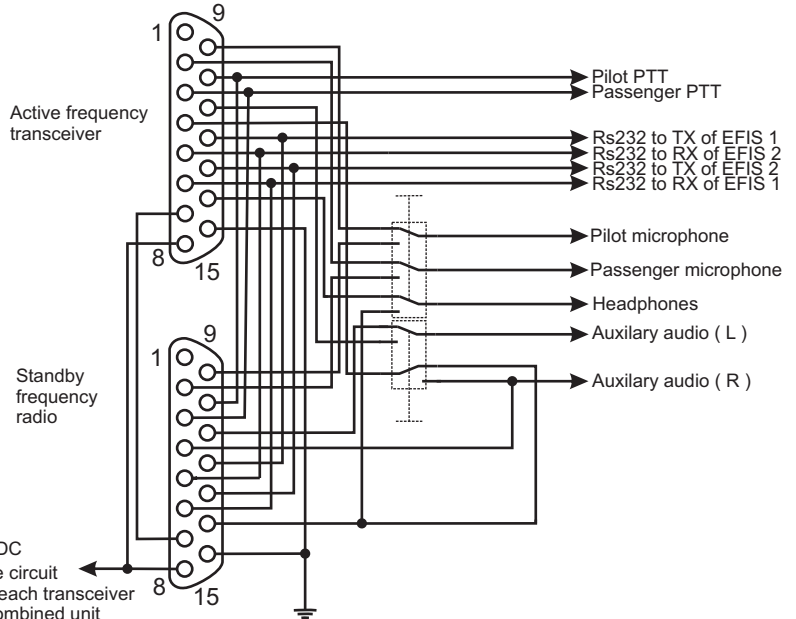
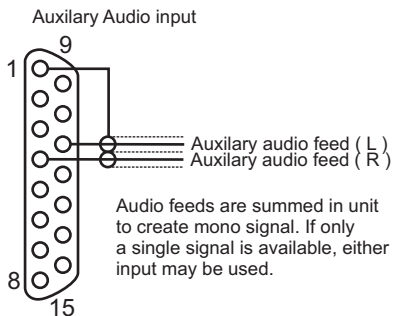
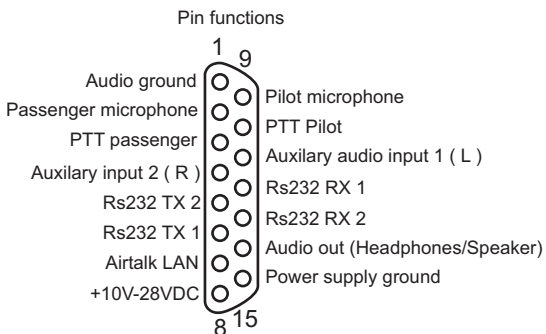


Fully redundant dual watch transceiver configuration using two transceivers and a 3x2x1 plus a 2x2x1 switchover. Position of switch is normal mode (dual watch). Other positions allow using the standby radio as a full function transceiver with the possibility of routing the auxiliary audio to the active frequency transceiver.



Please note: For clarity this schematic does not show audio grounds and shielding as may be required for your application. Please refer to the other schematics on this page for audio grounding and shielding.



General shielding rules:
Use the audio ground pin to connect to audio cable shields.
Use power ground to connect to digital communications wire shields.